

Product Overview

*Discover the fascinating world of
PENTAX Medical endoscopy.*





PENTAX Medical Innovation and responsibility.


With a combination of technological innovations and medical responsibility, PENTAX Medical sets new standards for endoscopic diagnosis and therapy.

State-of-the-art medical and technological equipment of the highest quality that come with intelligent system compatibility as well as a comprehensive system program. Furthermore an efficient service program provides the highest level of investment security for endoscopists of all relevant disciplines.

Index

Gastroenterology	4–11
Special Endoscopy	12–15
Therapeutical Endoscopy	16–17
Pulmonology	18–21
ENT & Speech	22–27
Intubation & Urology	28–29
Video Processors & Light Sources	30–31

Gastroenterology



High Performance Video Endoscopes

Product	Insertion tube [ø mm]	Distal end [ø mm]	Instrument channel [ø mm]	Working length [mm]	Field of view [°]	Tip deflection up/down [°]	Tip deflection right/left [°]	Remarks
Gastrosopes								
Ultraslim								
EG16-K10	5.4	5.2	2.0	1,100	140	210/120	120/120	Transnasal, wide angle
Slim								
EG27-i10	9.0	9.2	2.8	1,050	140	210/120	120/120	HD+, CF, TO
Routine								
EG29-i10	9.8	9.9	3.2	1,050	140	210/120	120/120	HD+, CF, TO, Water Jet System
EG34-i10	11.6	11.0	3.8	1,050	140	210/120	120/120	HD+, CF, TO, Water Jet System
Duodenoscopes								
ED34-i10T	11.6	13.0	4.2	1,250	100 (retro 10)	120/90	105/90	HD+, detachable cap, PENTAX "CleanCap-System" (OE-A55)
ED34-i10T2	11.6	13.6*	4.2	1,250	100 (retro 10)	120/90	105/90	HD+, DEC™ Disposable Elevator Cap (OE-A63)
Colonoscopes								
Slim								
EC34-i10L/ F/M	11.6	11.5	3.8	1,700 1,500 1,300	140	180/180	160/160	HD+, CF, TO, i-FLEX & TrueTorque, Water Jet System
RetroView								
EC34-i10TL/ F/M	11.6	10.5	3.2	1,700 1,500 1,300	140	210/180	160/160	HD+, CF, TO, i-FLEX & TrueTorque, Water Jet System
Routine								
EC38-i10L/ F/M	13.2	13.2	3.8	1,700 1,500 1,300	140	180/180	160/160	HD+, i-FLEX & TrueTorque, Water Jet System
EC38-i10F2/ M2	13.2	13.2	3.8	1,500 1,300	140	180/180	160/160	HD+, i-FLEX & TrueTorque, increased rigidity, Water Jet System


*Distal end width [mm] for the Disposable Elevator Cap (DEC™)

Transnasal
HD+
CF
TO

= Suitable for transnasal gastroscopy
= High-Definition New Chip
= Close Focus
= Wide Therapeutic Option. Optimal ratio outer diameter/working channel

DEC™ = The DEC™ allows simplified reprocessing and increased cleaning capability.
PENTAX "CleanCap-System" = Detachable distal end cap for a safe and quick mechanical cleaning of air and water channels
i-FLEX
TrueTorque = Graduated flexibility of the colonoscope insertion tube
= 1to1 transfer torque from proximal to distal portion of the insertion tube
Increased rigidity = Insertion tube with increased rigidity in comparison with standard equipment

Gastroenterology



High-Definition Video Endoscopes

Product	Insertion tube [ø mm]	Distal end [ø mm]	Instrument channel [ø mm]	Working length [mm]	Field of view [°]	Tip deflection up/down [°]	Tip deflection right/left [°]	Remarks
Gastrosopes								
Routine								
EG-2990i	9.8	10.8	2.8	1,050	140	210/120	120/120	HD+, Water Jet System
MagniView								
EG-2990Zi	9.8	10.6	2.8	1,050	140	210/120	120/120	HD+, MagniView, Water Jet System Distal Rubber Hood (OE-A58)
Colonoscopes								
Ultraslim								
EC-2990Li	9.8	10.2	2.8	1,700	140	180/180	160/160	HD+, i-FLEX & TrueTorque, Water Jet System
RetroView								
EC-3490TLi/ TFi/TMi	11.6	10.5	3.2	1,700 1,500 1,300	140	210/180	160/160	HD+, RetroView radius, i-FLEX & TrueTorque, Water Jet System
MagniView								
EC-3890LZi/ FZi/MZi	13.2	13.0	3.8	1,700 1,500 1,300	140	180/180	160/160	HD+, MagniView, i-FLEX & TrueTorque, Water Jet System Distal Rubber Hood (OE-A59)
EC-3890Li/Fi	13,2	13,2	3,8	1,700 1,500	140	180/180	160/160	HD+, i-FLEX & TrueTorque, Water Jet System
EC-3890Fi2	13,2	13,2	3,8	1,500	140	180	160	HD+, i-FLEX & TrueTorque, Water Jet System, increased rigidity
Enteroscope								
VSB-2990i	9.8	9.8	2.8	2,200	140	180/180	160/160	HD+

HD+
MagniView
i-FLEX
TrueTorque

= High-Definition
= HD+ optical zoom endoscope
= Graduated flexibility of the colonoscope insertion tube
= 1to1 transfer torque from proximal to distal portion of the insertion tube

Gastroenterology



High-Resolution Video Endoscopes

Product	Insertion tube [ø mm]	Distal end [ø mm]	Instrument channel [ø mm]	Working length [mm]	Field of view [°]	Tip deflection up/down [°]	Tip deflection right/left [°]	Remarks
Gastrosopes								
Slim								
EG-2490K	8.0	7.1	2.4	1,050	140	210/120	120/120	–
EG-2790K	9.0	9.2	2.8	1,050	140	210/120	120/120	–
Routine								
EG-2990K	9.8	10.2	2.8	1,050	140	210/120	120/120	Water Jet System
Therapeutic								
EG-3490K	11.6	11.5	3.8	1,050	140	210/120	120/120	Water Jet System
Twin-Channel								
EG-3890TK	12.8	13.2	3.8/2.8	1,050	140	180/120	120/120	Water Jet System
Duodenoscope								
ED-3490TK	11.6	13.2	4.2	1,250	100 (retro 10)	120/90	105/90	–
Colonoscopes								
Slim								
EC-3490LK/FK	11.6	11.5	3.8	1,700 1,500	140	180/180	160/160	i-FLEX & TrueTorque, Water Jet System
Twin-Channel								
EC-3890TLK	13.2	13.2	3.8/2.8	1,700	140	180/180	160/160	i-FLEX & TrueTorque, Water Jet System
Routine								
EC-3890LK/ FK/MK	13,2	13,2	4,2	1,700 1,500 1,300	140	180/180	160/160	i-FLEX & TrueTorque, Water Jet System
EC-3890FK2	13,2	13,2	4,2	1,500	140	180/180	160/160	i-FLEX & TrueTorque, Water Jet System, increased rigidity

Transnasal
HD+
MagniView
i-FLEX
TrueTorque

= Suitable for transnasal gastroscopy
= High-Definition
= HD+ optical zoom endoscope
= Graduated flexibility of the colonoscope insertion tube
= 1to1 transfer torque from proximal to distal portion of the insertion tube

Gastroenterology



High-Resolution Video Ultrasound endoscopes

Product	Insertion tube [ø mm]	Distal end [ø mm]	Instrument channel [ø mm]	Working length [mm]	Field of view [°]	Tip deflection up/down [°]	Tip deflection right/left [°]	Remarks
Endoscopic Ultrasound (EUS)								
Linear								
EG-3270UK	10.8	12.0	2.8	1,250	120	130/130	120/120	electronically longitudinal, freq.
EG-3870UTK	12.8	14.3	3.8	1,250	120 (retro 45)	130/130	120/120	electronically longitudinal, freq.
Radial								
EG-3670URK	12.1	10.3	2.4	1,250	140	130/60	60/60	360°, electronically radial, freq.

Freq.

= Frequency 5, 6.5, 7.5, 9, 10 MHz

Special Endoscopy Advanced Application



G-EYE Video Endoscopes

Product	Insertion tube [ø mm]	Distal end [ø mm]	Instrument channel [ø mm]	Working length [mm]	Field of view [°]	Tip deflection up/down [°]	Tip deflection right/left [°]	Remarks
G-EYE38-i10L/F	13.2	13.2	3.8	1,700 1,500	140	180/180	160/160	HD+, Water Jet, permanently integrated reusable balloon, inflated balloon diameter up to 60 mm
G-EYE38-i10F2	13.2	13.2	3.8	1,500	140	180/180	160/160	HD+, Water Jet, increased rigidity, permanently integrated reusable balloon, inflated balloon diameter up to 60 mm
G-EYE34-i10L/F	11.6	11.5	3.8	1,700 1,500	140	180/180	160/160	HD+, Water Jet, permanently integrated reusable balloon, inflated balloon diameter up to 60 mm


AB-F Single Balloon Disposable

Balloon Diameter [mm]	Catheter length [mm]	Compatible working channel diameter [mm]
40	3,500	≥3,7

Inflation System

Electrical input voltage [VAC]	Electrical input frequency [Hz]	Dimensions [mm]	Weight [Kg]	Set Pressure Tolerance [mbar]	Inflated Balloon Set Pressure [mbar]
Spark (Compatible with AB single Balloon)					
100-240	50-60	250 x 155 x 90	1.5	± 10	60
Spark² C (Compatible with G-EYE™ endoscopes and AB single balloon)					
100-240	50-60	280 x 195 x 90	1.9	± 10	Anchoring pressure 70. Controlled withdrawal™ pressure- 3 intermediate levels

Special Endoscopy Advanced Application



High-Quality Fibreoptic Endoscopes

Product	Insertion tube [ø mm]	Distal end [ø mm]	Instrument channel [ø mm]	Working length [mm]	Field of view [°]	Tip deflection up/down [°]	Tip deflection right/left [°]	Remarks
Cholangioscope								
FCP-9P	3.1	3.0	1.15	1,900	90 (L), 64 (W)	90/90	-/-	ERCP babyscope

Navigation Control Unit NCU-7000

Item	Specifications
Voltage / fluctuation / frequency [VAC / % / Hz]	100 - 230 / ±10 / 50 - 60
Video Output	DVI (Resolution 1920 x 1080p)
Control Signal	RCU, Keyboard, USB (USB 2.0 compliant) USB flash memory
Image Recording / format	USB flash memory / JPEG
Dimensions [W x H x D / weight]	400mm x 115mm x 400mm / 7.4kg

SCOPEPILOT Video Colonoscope EC38-i10NL/NF

Product	Insertion tube [ø mm]	Distal end [ø mm]	Instrument channel [ø mm]	Working length [mm]	Field of view [°]	Tip deflection up/down [°]	Tip deflection right/left [°]	Remarks
EC38-i10NL/F	13.2	13.2	3.8	1,700 1,500	140	180/180	160/160	Laser treatment, Electrosurgery treatment, Water Jet feeding function, Endoscope shape detection function

Therapeutic Endoscopy



ESD Accessories

Product	Type	Working length (mm)	Min. channel (mm)	Max. outer diameter (mm)	Knife length (mm)	Snare/Cup opening (mm)	Adjustable knife length (mm)
Splash M-Knife	DN-D2718B	1,800	2.8	2.7	0.5-2.0		
	DN-D2722B	2,800	2.8	2.7	0.5-2.0		
Ksnare	DO-D2618	1,800	2.8	2.6	6.0	22	2.0-6.0
	DO-D2622	2,200	2.8	2.6	6.0	22	2.0-6.0
Swanblade	DC-D2618	1,800	2.8	2.6	2.1		
HemoStat-Y*	H-S2518	1,800	2.8	2.6		4.0	
	H-S2522	2,200	2.8	2.6		4.0	
HemoStat WideCup*	HS-D2618	1,800	2.8	2.6		5.8	
	HS-D2622	2,200	2.8	2.6		5.8	
Mucosectom	DP-D2518	1,800	2.8	2.5	5.0		
	DP-D2622	2,200	2.8	2.6	2.5		

*Equipped with active cord and plug

PROFILE Single-Use Cleaning Brushes

Product	Model Name	Working length (mm)	Endoscope Channel diameter (mm)	Endoscope type (both video and fiberoptic)				
				Gastro-enterology	Pulmonology	Urology	ENT & Speech	Intubation
Blue	CS2010A	Up to 720	1.15 to 1.5		•	•	•	•
	CS2037A	Up to 3,420	1.15 to 1.5	•				
White	CS3022A	Up to 1,920	1.72 to 2.4	•				
Orange	CS4010A	Up to 720	1.8 to 3.2		•	•	•	•
Yellow	CS5503A	N/A	N/A		•	•	•	•
	CS5522A	Up to 2,120	2.7 to 4.8	•				
	CS5530A	Up to 2,720	2.7 to 4.8	•				
Cobalt Blue	CS-C11A	N/A	N/A		•	•	•	•
Green	CS-C13A	N/A	N/A	•				

Pulmonology



High-Definition Video Bronchoscopes

Product	Insertion tube [ø mm]	Distal end [ø mm]	Instrument channel [ø mm]	Working length [mm]	Field of view [°]	Tip deflection up/down [°]	Tip deflection right/left [°]	Remarks
Bronchoscopes								
Routine								
EB-1990i	6.4	6.6	1.2	600	120	180/130	-/-	HD+, STERRAD® compatible
EB15-J10	5.2	5.4	2.0	600	120	210/130	-/-	HD, STERRAD® compatible
Therapeutic								
EB19-J10	6.4	6.1	2.8	600	120	180/130	-/-	HD, STERRAD® compatible

High-Resolution Video Bronchoscopes

Product	Insertion tube [ø mm]	Distal end [ø mm]	Instrument channel [ø mm]	Working length [mm]	Field of view [°]	Tip deflection up/down [°]	Tip deflection right/left [°]	Remarks
Bronchoscopes								
Slim								
EB-1170K	3.7	3.8	1.2	600	120	210/130	-/-	-
Routine								
EB-1575K	5.2	5.5	2.0	600	120	210/130	-/-	HR, STERRAD® compatible
Therapeutic								
EB-1970TK	6.3	6.2	3.2	600	120	180/130	-/-	-
EB-1975K	6.4	6.3	2.8	600	120	180/130	-/-	HR, STERRAD® compatible


High-Resolution Ultrasound Video Bronchoscope

Product	Insertion tube [ø mm]	Distal end [ø mm]	Instrument channel [ø mm]	Working length [mm]	Field of view [°]	Tip deflection up/down [°]	Tip deflection right/left [°]	Remarks
Endobronchial Ultrasound (EBUS)								
EB-1970UK	6.3	7.4	2.0	600	100 (retro 45)	120/90	-/-	electronically longitudinal, freq.
EB19-J10U*	6.3	7.3	2.2	600	100 (retro 45)	120/90	-/-	electronically longitudinal, freq.

*Not available in all countries

HD+ = High-Definition
 Freq. = Acoustic Frequency: 5–10 MHz switchable
 HR = High-Resolution


Pulmonology



High-Quality Fiberoptic Bronchoscopes

Product	Insertion tube [ø mm]	Distal end [ø mm]	Instrument channel [ø mm]	Working length [mm]	Field of view [°]	Tip deflection up/down [°]	Tip deflection right/left [°]	Remarks
Bronchoscopes								
Ultra Slim								
FB-8V	2.8	2.7	1.15	600	100	180/130	-/-	-
Slim								
FB-10V	3.5	3.4	1.15	600	120	180/130	-/-	-
Routine								
FB-15RBS	4.9	4.8	1.95	600	100	180/130	-/-	portable
FB-15V	4.9	4.9	2.1	600	120	180/130	-/-	-
Therapeutic								
FB-18RBS	6.0	5.9	2.55	600	100	180/90	-/-	portable
FB-18V	6.0	5.9	2.7	600	120	180/130	-/-	-
FB-19TV	6.2	6.2	3.0	600	120	180/130	-/-	-

ENT & Speech



High-Definition Video Endoscopes


Product	Insertion tube [ø mm]	Distal end [ø mm]	Instrument channel [ø mm]	Working length [mm]	Field of view [°]	Tip deflection up/down [°]	Tip deflection right/left [°]	Remarks
Naso-Pharyngo-Laryngoscopes								
Slim								
VNL8-J10	2.9	2.4	-/-	300	80	130/130	-/-	HD, STERRAD® compatible
Routine								
VNL-1590STi	5.1	5.6	-/-	300	100	130/130	-/-	HD+
VNL11-J10	3.6	3.5	-/-	300	80	130/130	-/-	HD, STERRAD® compatible
Therapeutic								
VNL15-J10	4.9	4.8	2.0	300	80	130/130	-/-	HD, STERRAD® compatible
VIVIDEO								
VNL9-CP	3.3	3.0	-/-	300	90	120/120	-/-	HD, CMOS, compatible with CP-1000 processor

High-Resolution Video Endoscopes

Product	Insertion tube [ø mm]	Distal end [ø mm]	Instrument channel [ø mm]	Working length [mm]	Field of view [°]	Tip deflection up/down [°]	Tip deflection right/left [°]	Remarks
Naso-Pharyngo-Laryngoscopes								
Slim								
VNL-1070STK	3.3	2.9	-/-	300	85	130/130	-/-	-
Routine								
VNL-1190STK	3.7	4.1	-/-	300	80	130/130	-/-	-
Therapeutic								
VNL-1570STK	4.9	4.9	2.0	300	85	130/130	-/-	-

HD/HD+ = High-Definition

ENT & Speech

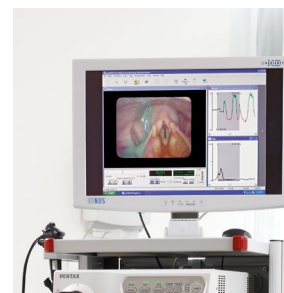


High-Quality Fibreoptic Endoscopes

Product	Insertion tube [ø mm]	Distal end [ø mm]	Instrument channel [ø mm]	Working length [mm]	Field of view [°]	Tip deflection up/down [°]	Tip deflection right/left [°]	Remarks
Naso-Pharyngo-Laryngoscopes								
Slim								
FNL-7RP3	2.4	2.4	-/-	300	75	130/130	-/-	-
Routine								
FNL-10RP3	3.5	3.4	-/-	300	75	130/130	-/-	-
FNL-10RBS	3.5	3.4	-/-	300	85	130/130	-/-	portable
Therapeutic								
FNL-15RP3	4.9	4.8	2.2	300	75	130/130	-/-	-

HR = High-Resolution

ENT & Speech



Stroboscopy and Laryngeal Imaging

Product	Description
9400 Rhinolaryngeal Stroboscope	Latest generation light source for high resolution endoscopy and stroboscopy. Computer interface for fundamental frequency and amplitude data. Offers automatic brightness control
9310HD High Definition Digital Video Capture Module	Digital video recording system with all hardware and software for recording and play back of high definition examinations. Interfacing to camera, light source and printer. Offers reporting and database functionality.

The Stroboscopy system can be used with both rigid as well as flexible endoscopes*.

USB Camera Kit

Product	Description
USB Camera Kit	The PENTAX Medical USB Camera Kit is state-of-the-art technology, packaged in a unique, all-in-one product concept. It consists of an add-on camera system with a compact external LED light source and powerful imaging software that captures still images and records audio and video.

The system is compatible with all PENTAX Medical fibre scopes and rigid endoscopes* and connects via USB, to any PC.


*Not available in all countries

Swallowing Instrumentation

Product	Description
7245D Digital Video Recording Module	Includes hardware and software for FEES digital recordings. Offers extensive recording, playback and database functionality.

The Swallowing Instrumentation can be combined with equipment for FEES examinations. Both flexible video endoscopes with a video processor/light source combination, or a fibre optic endoscope with a separate light source and video camera can be used.

Intubation



High-Quality Fiberoptic Endoscopes

Product	Insertion tube [ø mm]	Distal end [ø mm]	Instrument channel [ø mm]	Working length [mm]	Field of view [°]	Tip deflection up/down [°]	Tip deflection right/left [°]	Remarks
Intubation Scopes								
FI-7RBS	2.4	2.4	—/—	600	95	130/130	—/—	portable
FI-9RBS	3.1	3.0	1.15	600	90	130/130	—/—	portable
FI-10RBS	3.5	3.4	1.31	600	90	130/130	—/—	portable
FI-13RBS	4.2	4.1	1.72	600	95	160/130	—/—	portable
FI-16RBS	5.2	5.1	2.55	600	95	160/130	—/—	portable

Urology

High-Resolution Video Endoscope

Product	Insertion tube [ø mm]	Distal end [ø mm]	Instrument channel [ø mm]	Working length [mm]	Field of view [°]	Tip deflection up/down [°]	Tip deflection right/left [°]	Remarks
Cystoscope								
ECY-1575K	5.2	5.5	2.0	400	120	210/130	—/—	HR, STERRAD® compatible

High-Quality Fiberoptic Endoscopes

Product	Insertion tube [ø mm]	Distal end [ø mm]	Instrument channel [ø mm]	Working length [mm]	Field of view [°]	Tip deflection up/down [°]	Tip deflection right/left [°]	Remarks
Cystoscope								
FCY-15RBS	4.9	4.9	2.15	400	125 (A), 83 (W)	220/120	—/—	portable
Ureteroscope								
FUR-9RBS	3.1	3.0	1.15	700	90 (A), 64 (W)	180/180	—/—	portable

HR = High-Resolution

Video Processors & Light Sources



High-Definition Video Processors, HD+ and HD

EPK-i7010 OPTIVISTA

Light source	300W Xenon
Advanced imaging modalities	Digital image enhancement (i-scan SE, CE, TE) Optical image enhancement (i-scan OE)
Video outputs	HD-SDI, DVI
Standard video outputs	RGB, S-Video, composite video
User interface	Touch screen, TwinMode
Digital zoom	yes
Dimensions (W x H x D)	400 x 205 x 520 mm

EPK-i5000

Light source	300W Xenon
Advanced imaging modalities	i-scan 1, 2, 3
Video outputs	DVI-D, VGA, RGB, Y/C, CompOSITE
Dimensions (W x H x D)	400 x 205 x 485 mm

EPK-3000 DEFINA

Light source	150W Xenon
Advanced imaging modalities	Digital image enhancement (i-scan SE, CE, TE)
Video outputs	DVI-D
Standard video outputs	RGB, Y/C, composite
User interface	Control panel, keyboard
Digital zoom	yes
Dimensions (W x H x D)	350 x 180 x 485 mm

EPK-3000 DEFINA Light

Light source	150W Xenon
Video outputs	DVI-D
Standard video outputs	RGB, Y/C, composite
User interface	Control panel, keyboard
Digital zoom	yes
Dimensions (W x H x D)	350 x 180 x 485 mm

ENT Videoscope Solution Processor (VIVIDEO)

CP-1000

Video outputs	DVI-D, VGA
Image Format	SXGA [1280 x 1024@60p], XGA [1024 x 768@60p], 720p [1280 x 720@60p] HDTV, 1080p [1920 x 1080@30p] HDTV
Image Recording	Integrated function, external USB storage device
Dimensions (W x H x D)	75 x 340 x 380 mm

Light Source

LH-150PC

Light source	150W Halogen, with air/water insufflation pump
Dimensions (W x H x D)	135 x 165 x 270 mm

EC	REP	EMEA Headquarter
-----------	------------	-------------------------

Germany

PENTAX Europe GmbH
Julius-Vosseler-Straße 104
22527 Hamburg
Tel.: +49 40 / 5 61 92 - 0
Fax: +49 40 / 5 60 42 13
E-mail: info.emea@pentaxmedical.com

United Kingdom

PENTAX U.K. Limited
PENTAX House
Heron Drive, Langley
Slough SL3 8PN
Tel.: +44 17 53 / 79 27 33
Fax: +44 17 53 / 79 27 94
E-mail: medical.uk@pentaxmedical.com

France

PENTAX France Life Care S.A.S.
116 quai de Bezons
B.P. 204
95106 ARGENTEUIL CEDEX
Tel: +33 1 / 3025 7575
Fax: +33 1 / 3025 7445
E-mail: clients.fr@pentaxmedical.com

Netherlands

PENTAX Nederland B.V.
Edisonring 6
6669NB Dodewaard
Tel.: +31 88 / 5 30 30 30
Fax: +31 88 / 5 30 30 40
E-mail: info.nl@pentaxmedical.com

Italy

PENTAX Italia S.r.l.
Via Dione Cassio, 15
20138 Milano
Tel.: +39 / 02 50 99 58 1
Fax: +39 / 02 50 99 58 60
E-mail: marketing.it@pentaxmedical.com

Spain

SIMMEDICA – Sistemas Integrales
de Medicina, S.A.
Avenida del Sistema Solar 25
28830 San Fernando de Henares · Madrid
Tel.: +34 91 / 301 62 40
Fax: +34 91 / 751 31 15
E-mail: sim@simmedica.com

Russia

Moscow Representative office
of PENTAX Europe GmbH (Germany)
13, 4-y Lesnoy pereulok
125047 Moscow
Tel.: +7 495 114 52 31
Fax: +7 495 114 52 31

Turkey

PENTAX Turkey
Veko Giz Plaza, Meydan Sokak
No:3/43 343396
Maslak – Istanbul
Tel.: +90 212 / 705 05 26
Fax: +90 212 / 705 05 00

Japan

 HOYA Corporation
6-10-1 Nishi-shinjuku
Shinjuku-ku
Tokyo 160-00231

Your PENTAX Medical sales representative:

TÜV Süd CE0123 • Medical device classes: I, Is, IIa and IIb • This product must be used only by healthcare professionals. Before usage and for detailed product specifications, please refer to the instructions for use. In the interest of technical process, specifications may change without notice.

Latest update: October 2017